

PolygonPat Arrives at PolySchool.Work Book1

Stick your details in here in case you get lost or you lose this and someone has to return you or this work book to school.


Name.....

Classroom.....


School.....

My teacher's name is Symmetrical Malady

Teacher lives in a house with a pitched roof, a grass path leading down to the garden where the butterflies and the spider lurk (look closely at teacher and you will get the drift). Teacher drives to PolySchool each day through a



of traffic and is a little edgy first thing in the morning upon arrival at my PolySchool. What sort of school is that I bet you are wondering? Well.....Our school is in the shape of a dodecahedron net



Symmetrical Malady name and house description devised by Boots.
Internal design by Janelle.

Internal school design by Danny.

and you will have to take part in all the activities to find out what goes on at my school. So let's start with trying to figure out my teacher Symmetrical Malady. Then you can colour in a self portrait of me, PolygonPat. That will be fun. Next you had better read the note from home and finally, the best bit, you can make a model of my PolySchool.

Page 1.

Hi My Name is Symmetrical Malady




Before you do this activity you may want to either, photocopy/enlarge this drawing, or download it from the internet at

www.polygonpat.com/workbook1symmetricalmalady

See if you can guess all my favourite colours by colouring me in. Remember to especially look for my house with the pitched roof and the grass path leading down to the garden (which will need to be coloured green of course) where the butterflies and the spiders lurk.


When you have finished colouring me in you can laminate this page, then cut around the outside of me and use me as a bookmark



Page 2.

Hi My Name is PolygonPat

and for me
'some days
"R"
better than others'



Before you do this activity
you may want to either,
photocopy/enlarge this
drawing, or download it
from the internet at
[www.polygonpat.com/
workbook1polygonpat](http://www.polygonpat.com/workbook1polygonpat)

Add some colour and pattern to my life by colouring me in. Then, when you have finished cut around my outside shape. Help me to join hands with all the other kids' drawings of me. Just glue my hand to the next hand then the next so that there will be a long line of meees.

PolygonPat Makes it into the Classroom

As I strolled into the classroom

I could see that teacher was marking the roll. "I see that you are late for school again PolygonPat, but at least you remembered it is a PolyDressUp day today. Have you brought a note explaining why you are late?" "HmMMM. Yes I have teacher". This is what the note said. "*Please excuse my PolygonPat for being late because PolygonPat reckons that*

*'some days
"R"*

better than others'

and today has been one of those days, and it's been a PolyRific day right from the start. Can you please help my PolygonPat find an antidote?"

"Ok class, let's help Polygonpat find an antidote by firstly making a list or draw what you think makes some days better than others for you. Then we can share and discuss what you have written and finally we can all share in some special classroom activities".

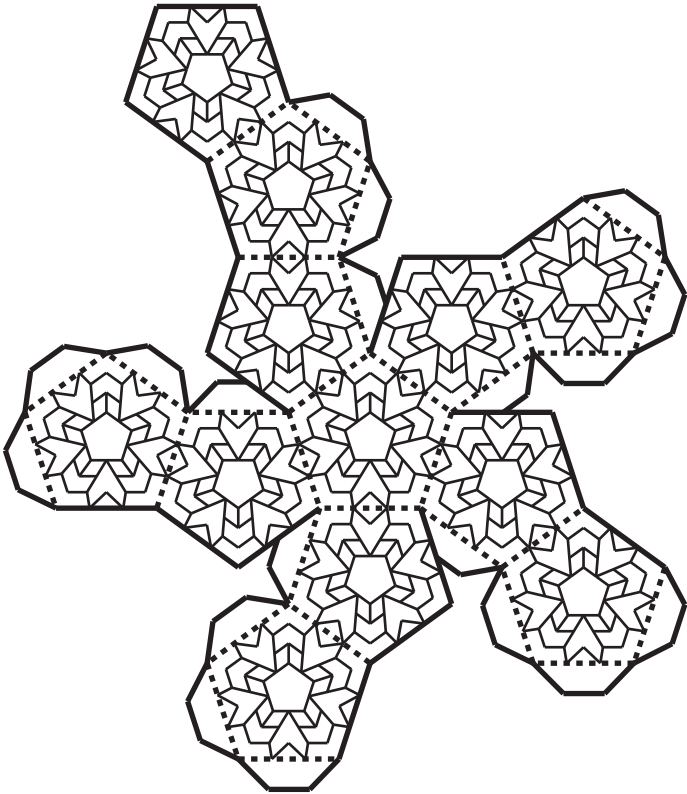
some days
"R"

better

than

others

PolygonPat's Dodecahedron PolySchool



Before you do this activity
you may want to either,
photocopy/enlarge this
drawing, or download it
from the internet at

[www.polygonpat.com/
workbook1polyschool](http://www.polygonpat.com/workbook1polyschool) Best enlarged onto
A3 size paper

Colour in and then construct this dodecahedron. Cut around all
the heavy black lines, then fold all the dotted lines backwards and
glue the tabs to the main body.